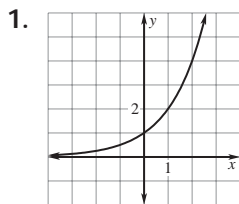


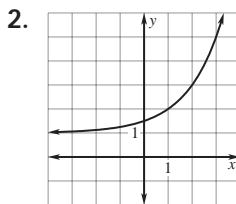
Answer Key

Test A

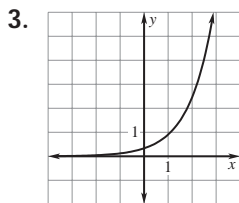
Graph 1–6 on graph paper



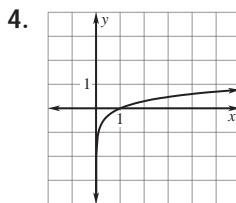
Domain:
all real numbers
Range: $y > 0$



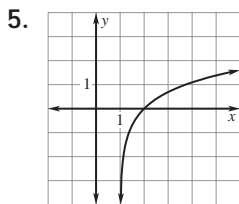
Domain:
all real numbers
Range: $y > 1$



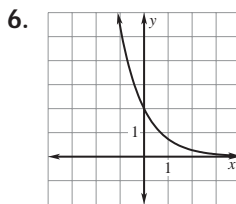
Domain:
all real numbers
Range: $y > 0$



Domain: $x > 0$
Range: all real numbers



Domain: $x > 1$
Range:
all real numbers



Domain:
all real numbers
Range: $y > 0$

7. e^5 8. $\frac{3}{e}$ 9. 4 10. 3 11. -3 12. -1
 13. -2 14. 0 15. 1 16. -4 17. 5 18. 3
 19. 4 (-8 is extraneous) 20. exponential growth
 21. $y = 5^x$ 22. 1.398 23. -1.079
 24. $\log 7x^3$ 25. $\ln 3 + \ln x + \ln y$ 26. 1.431
 27. $y = \frac{1}{4} \cdot 2^x$ 28. $y = 2x^{1/2}$
 29. $y = 20,000(.90)^t$; \$18,000 30. \$1127.50